

Chile: Raspberry Industry Report 2020/2021



Antonio Domínguez D.

Director of Chilealimentos A.G.

Chilean Raspberry Industry

- **Harvest period: December to April.**
- **Varieties: Heritage 80% - Meeker 8% - Others (Chilliwack, Dolomia, Amity, Santas, Regina,)**
- **Surface: 6.000-7.000 Hectares.**
- **More than 9.000 raspberry farmers.**
- **More than 80 cold storages freezing raspberries.**
- **4 - 5 processors of raspberry juices.**
- **New Sanitary regulation Project.**



Chilean Situation

Processors main concerns:

- Not enough raw material.
- To many processing plants.
- Low yields.
- Fruit quality.
- Food safety/Agrochemicals.
- Lack of hand labor.



Chile: Raspberry Industry Challenges

- **Drosophila Suzukii/Spotted wing fly.**
- **Machine harvest to increase**
- **Added value products**
- **Food safety**



Chile: Raspberry Industry Challenges

- Improve yields and fruit quality.
- Better understanding between farmers and processors.
- New varieties/Genetic material.
- Global GAP certification for all farmers.



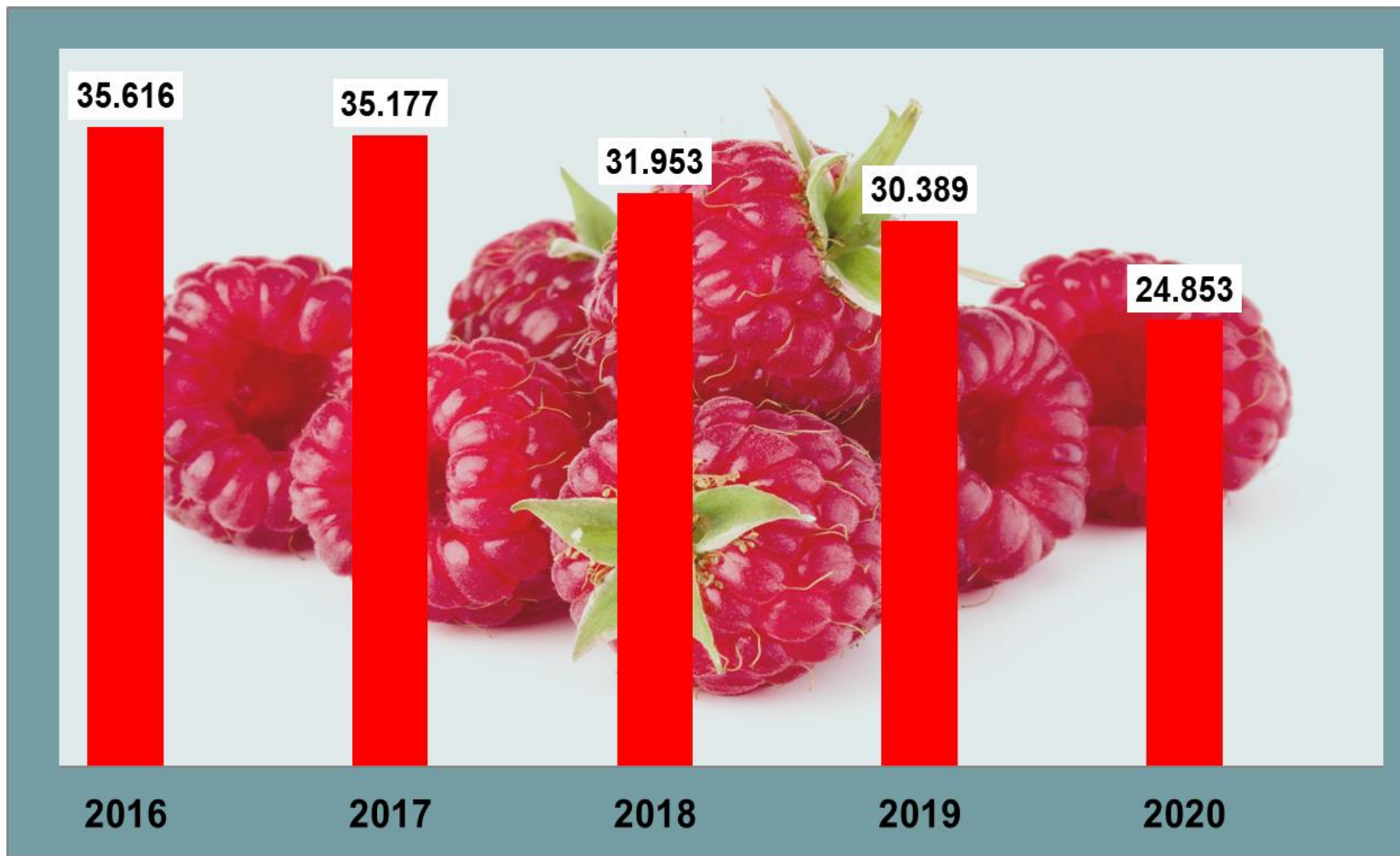
Chilean Raspberry Committee



Source: Mesa Nacional de la Frambuesa

Total raspberry production in the last 5 years

TONS



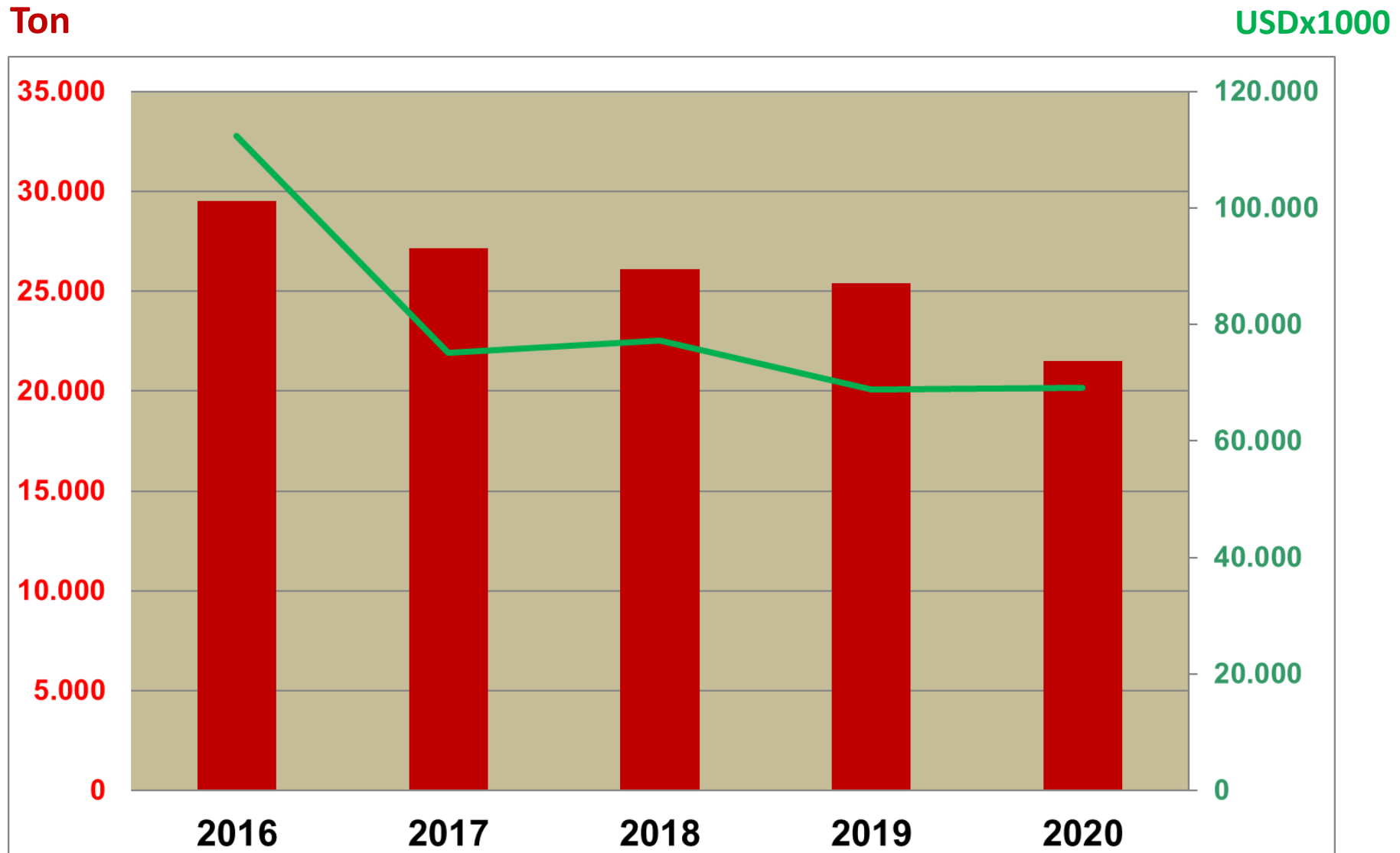
Destinations for raw material (metric tons)

Product	2017	2018	2019	2020
Frozen	27.165 77%	26.079 82%	25.392 84%	21.502 87%
Juice	5.285 15%	2.940 9%	2.247 7%	686 3%
Fresh	90 <1	210 <1	5 <1	1 <1
Canned	99 <1	99 <1	106 <1	83 <1
Dehydrated	38 <1	125 <1	139 <1	81 <1
Local Consumption	2.500 7%	2.500 7%	2.500 9%	2.500 9%
Total	35.177	31.953	30.389	24.853

Juice: 7:1; Dehydrated 6,25:1; Canned 0,65:1.

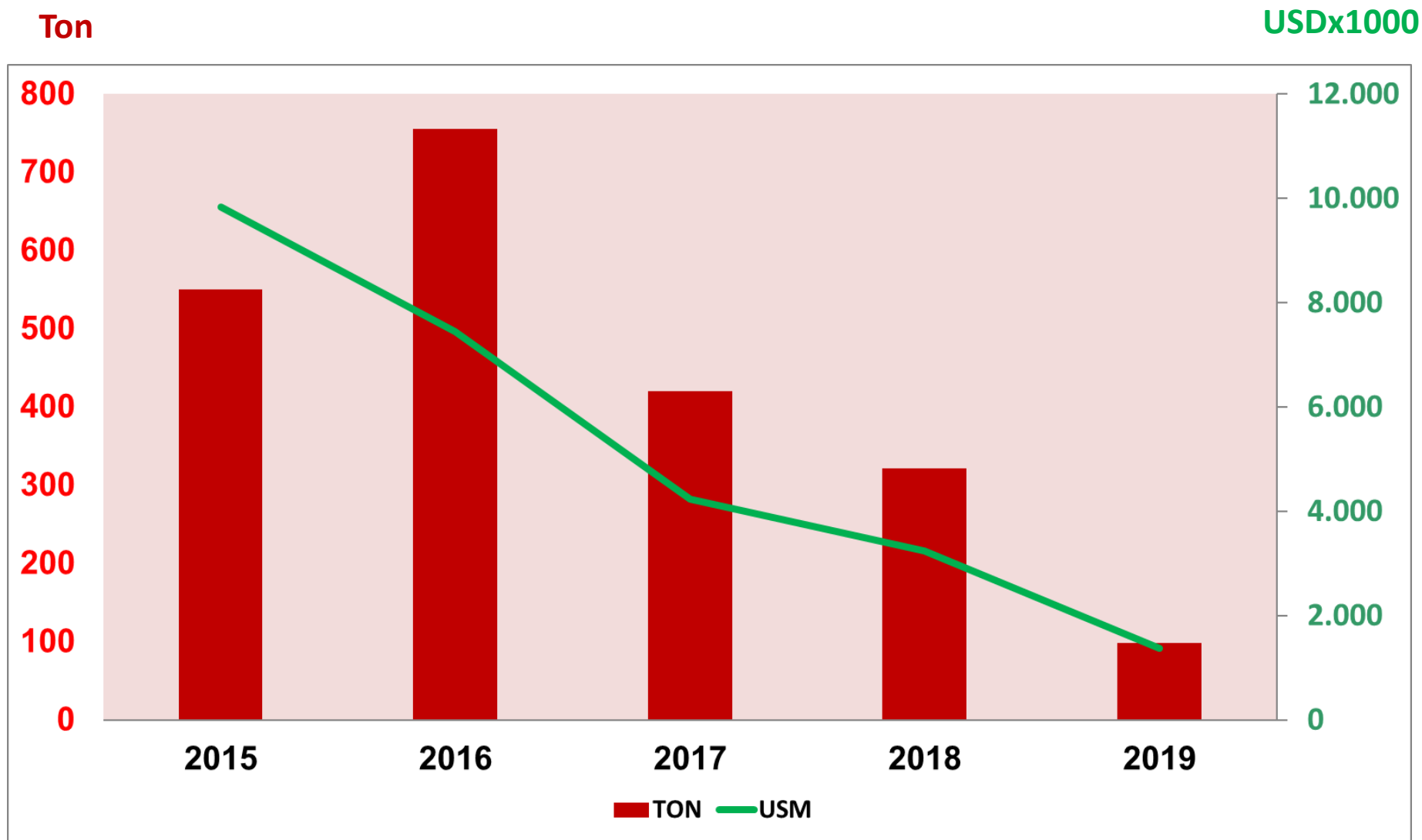


Frozen raspberry exports last 5 years



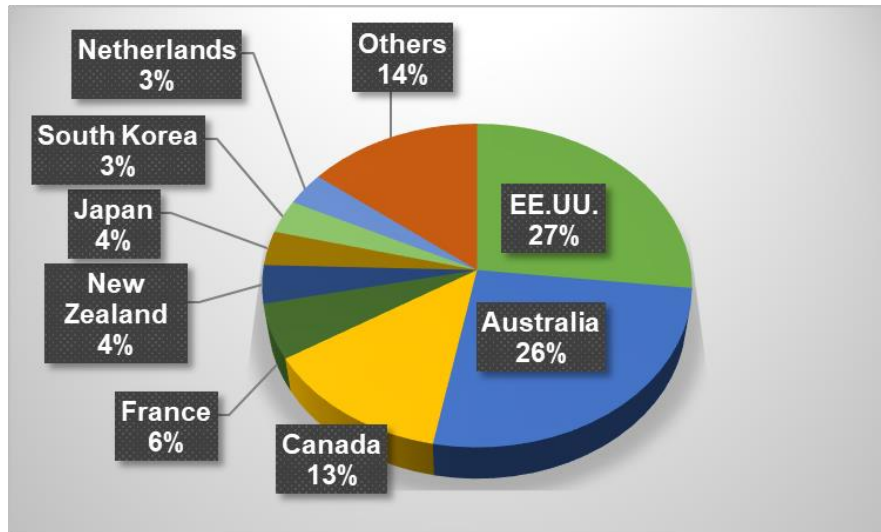
Source: Chilealimentos

Concentrate raspberry juice exports last 5 years

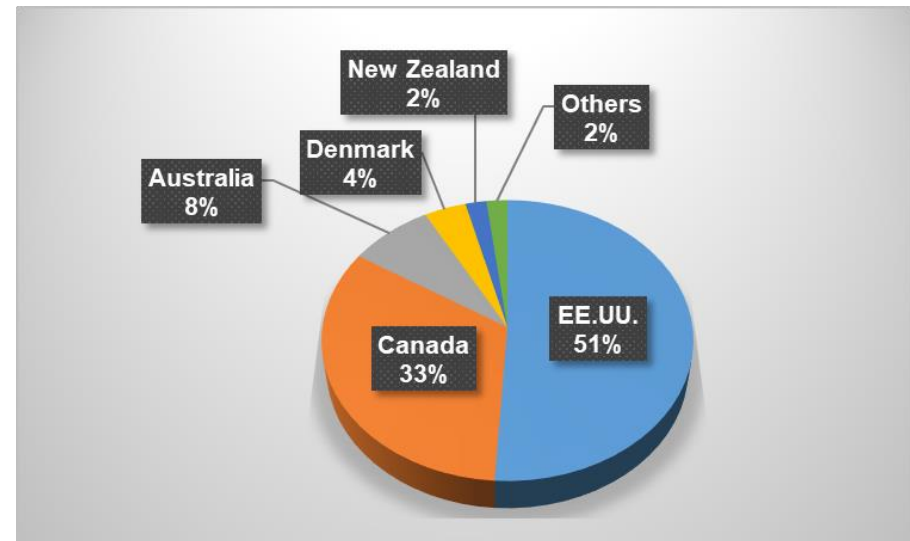


Chile: 2020 frozen raspberry exports by Market

Conventional frozen raspberry exports
Year 2020



Organic frozen raspberry exports
Year 2020



Source: ODEPA.

2021: Chile frozen fruits exports

January – March 2020/2021

Product	Value: USM			Volume: Ton		
	2020	2021	%	2020	2021	%
Blueberries	24.976	33.027	32%	9.145	12.912	41%
Strawberries	39.349	50.163	27%	18.974	23.016	21%
Raspberries	18.482	12.758	-31%	5.638	2.813	-50%
Blackberries	15.310	16.101	5%	7.908	6.278	-21%
Others	28.230	31.149	10%	9.227	9.965	8%

Chile: Raspberry Farm



Chile: Raspberry Farm



Chile: Raspberry Farm



Chile: Raspberry Farm



Drosophila Suzukii Damages



Source: INIA

Chilean raspberries: Development of new varieties



Santa Teresa

Chilean raspberries: Development of new varieties



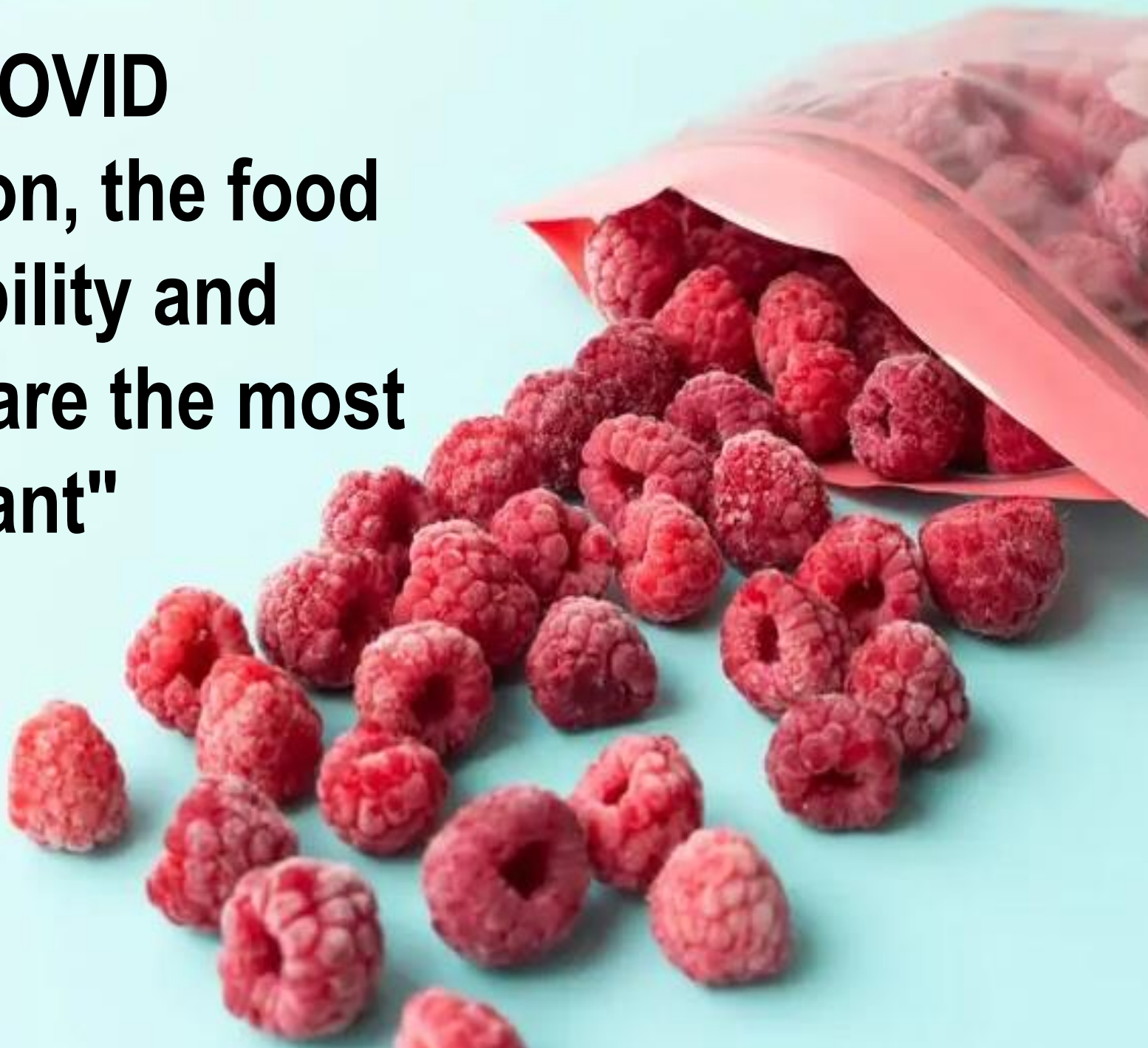
Santa Catalina

Chilean raspberries: Development of new varieties



Santa Clara

**"Due COVID
Situation, the food
traceability and
safety are the most
important"**



Final Conclusions

- **Actual crop : Low volume (Covid and weather)**
- **Prices for raw material much higher than last season.**
- **Chilean raspberry industry working together under a specific committee: Mesa Nacional de la Frambuesa.**
- **Strong demand due to Covid and low stocks.**
- **Firm interest in new varieties.**
- **Taking strong care about Food Safety, specially at farm level. New national project .**





Thank you