



Mexican Raspberry Industry



Aneberries **mission** is to congregate the BERRIES industry in an organized and specialized Association.

Protect the interests of the industry.

And reach it's maximum potential by making it PROFITABLE and **SUSTAINABLE**.

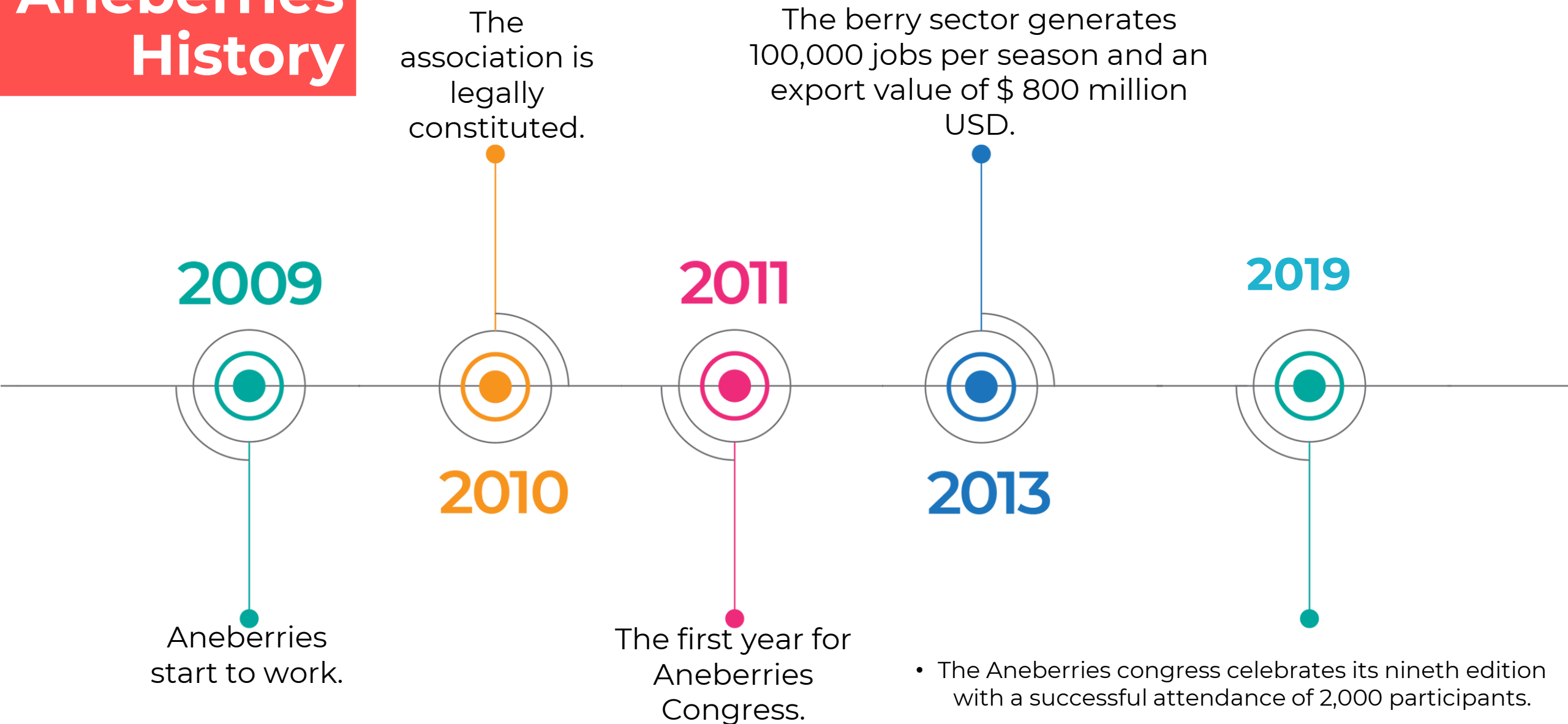
Our **Vision** is to groups the best companies and through their union preserve the integrity order and prestige of the Mexican Berries industry.



Our Membership



Aneberries History



Certifications



Plant Health



Markets



Food Safety



Aneberries Congress



Statistics



Target Activities

**Social
responsability**



Raspberry Industry in Mexico

- There are an approximate Surface of **10,700 production hectáreas in México.**
- The mexican raspberries generates **854,571,014 dollars in exportations.**
- The raspberry industry generates **85,600 jobs**
- **98,801 raspberries tons** are exported across the world.
- **Aneberries represents 90%** of the mexican raspberry industry
- The Berry industry is the 3rd most important agro product exported from México, only after beer and avocado.



Mexican Raspberries



2° Mexico is the second largest raspberry producer worldwide

*Atlas agroalimentario 2020



135,289 ton

de frambuesa se produjeron durante 2020, exportando 73% del total y colocandocerca del 18% en el mercado nacional.

*SIAP/SIAVI/Aneberries



98,801 ton

were exported to 29 countries and 4 continents during 2020.

*SIAP/SIAVI/Aneberries



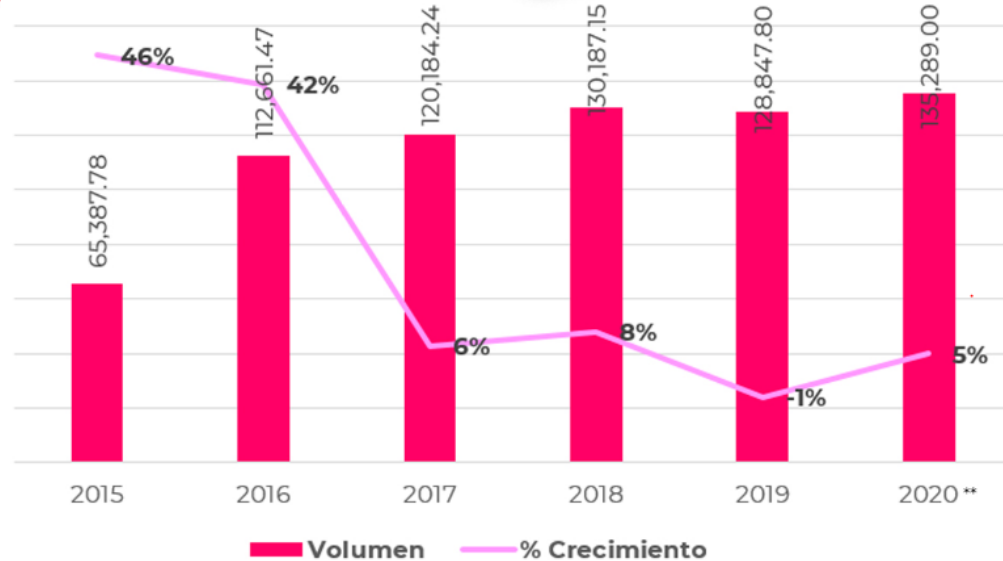
9% of national production is used in the processed fruit industry, approximately

*Sistema de Información Arancelaria Vía Internet (SIAVI)



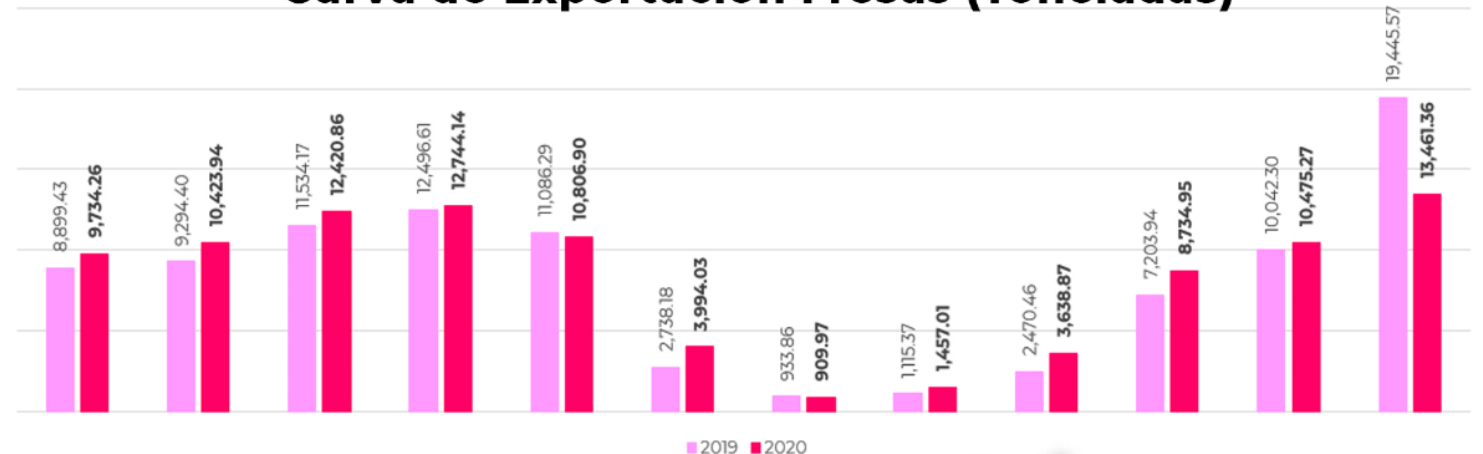
85,600

formal jobs are generated in the raspberry industry every season



The raspberry shares its tariff fraction with the blackberry, however in the last couple of years it has exceeded in volume the exports of its partner crop, showing a growth of 48% in the last 5 years

Curva de Exportación Fresas (Toneladas)

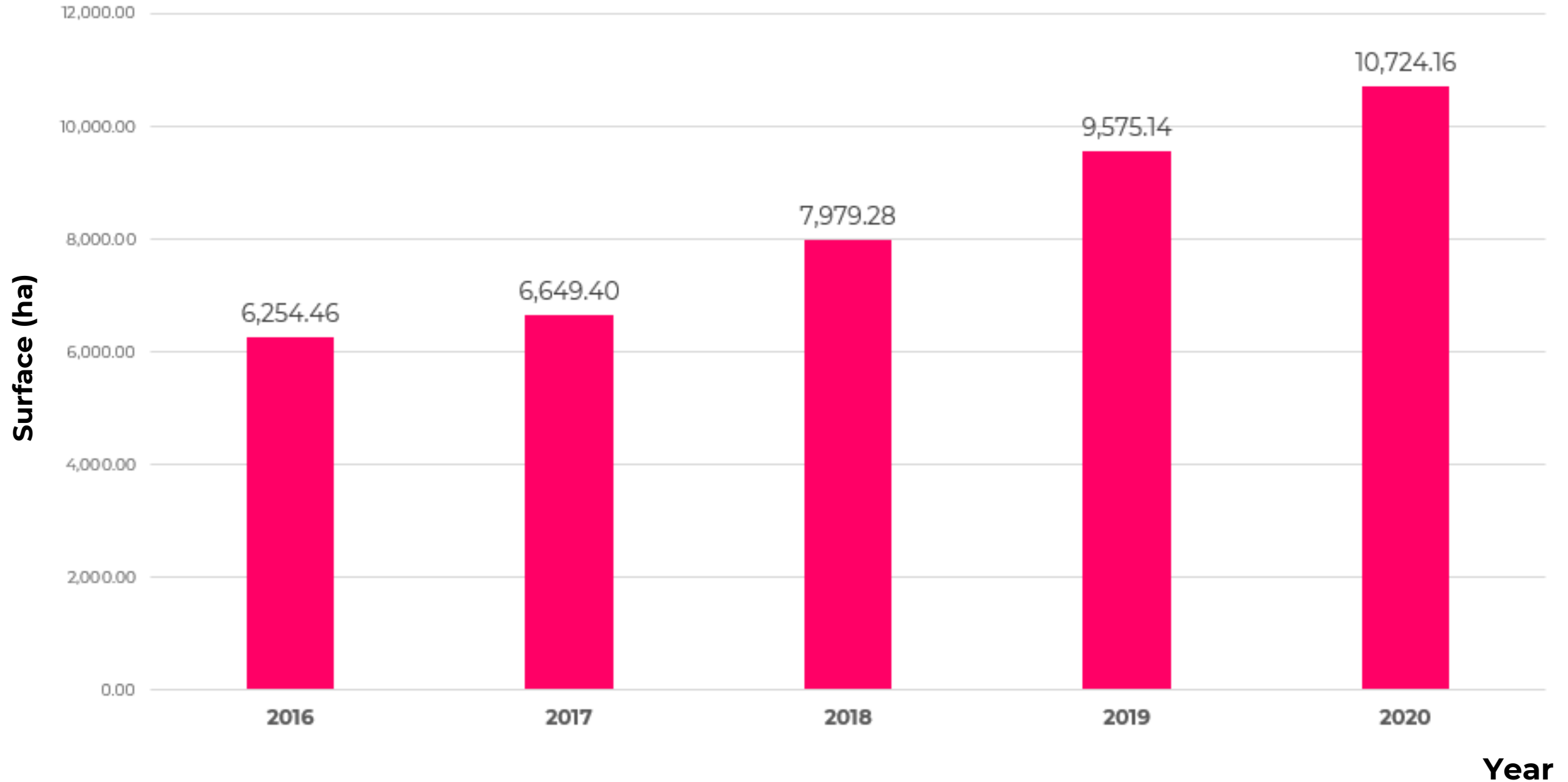


Main Raspberry Production Regions

Total Surface 10,700 ha

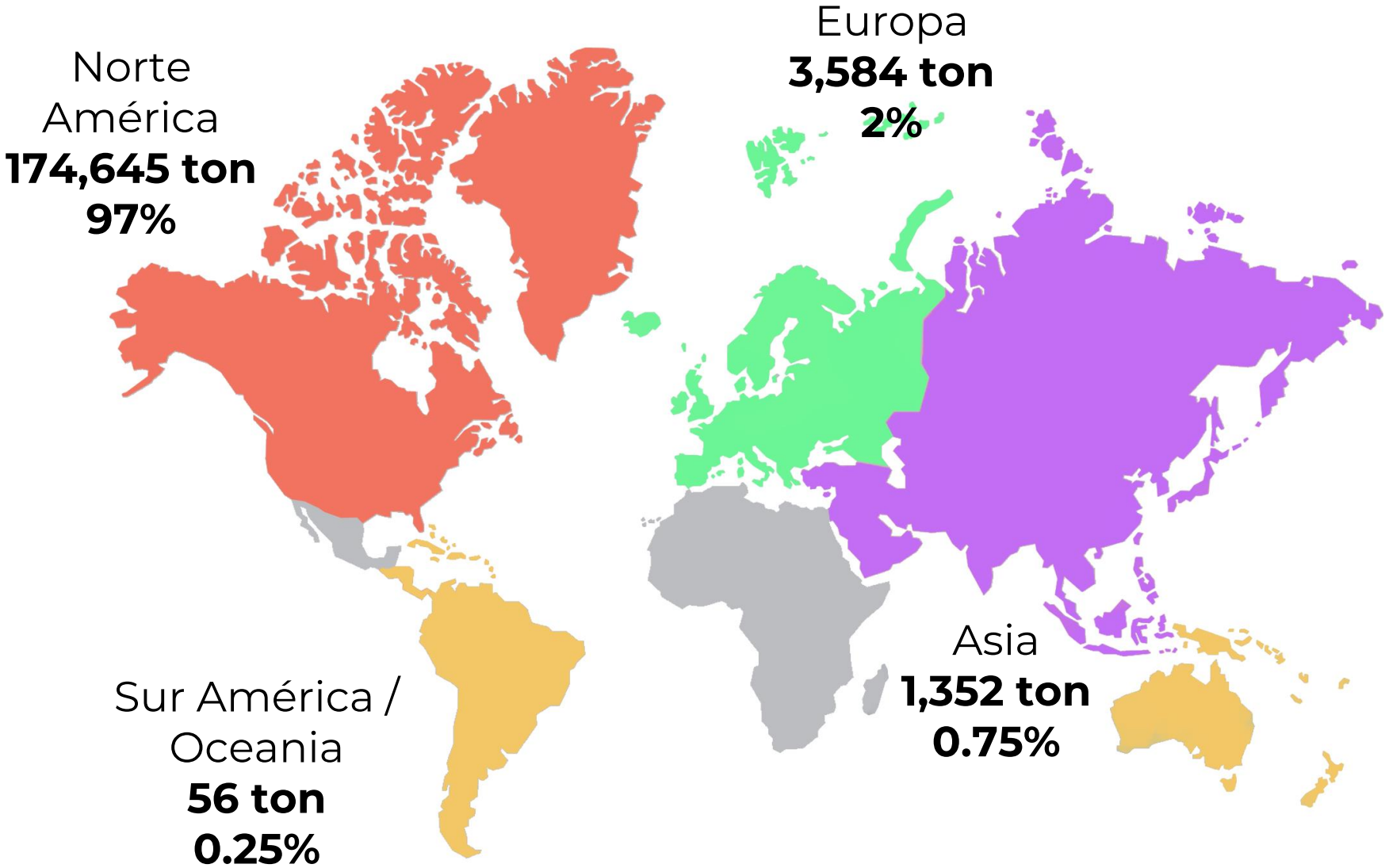


Growing of Raspberry Surface



Source: Estimate based on internal growth percentages and information from SIAP.

Main Exportation Destinies for Blackberries & Raspberries



USA	170,847.67
Canadá	3,797.54
Germany	359,382.00
Netherlands	938,098.00
Italy	727,903.00
United Kingdom	878,826.00
Spain	133,041.00
Russia	158,430.00
France	87,293.00
Belgium	293,124.00
Ireland	6,960.00
Switzerland	1,512.00
Malta	1.03
Saudi Arabia	383,704.00
United Emirates	411,803.00
Japan	180,925.00
Hong Kong	127,965.00
Kuwait	141,764.00
Qatar	66,712.00
Bahrain	7,294.00
Oman	1,462.00
Singapore	27,356.00
Malaysia	2,527.00
Myanmar	97.00
Kazakhstan	990.00
Panama	5,774.00
Belize	20,973.00
Brazil	21,986.00
Chile	6,213.00
New Zealand	1.76

Industry Challenges

Natural resources Soil



Technologies



Natural resources Water



Social Responsibility

¡Thank You!

Contact:

4299 San Juan Bosco st.
Lomas de Guadalupe
Zapopan, Jalisco, México
Post. Code: 45038

Phone: +53 (33) 38133643

Social
Networks:



@aneberriesmx

