



# RASPBERRY IN UKRAINE

IRYNA KUKHTINA, UKRAINIAN BERRIES ASSOCIATION

Україна

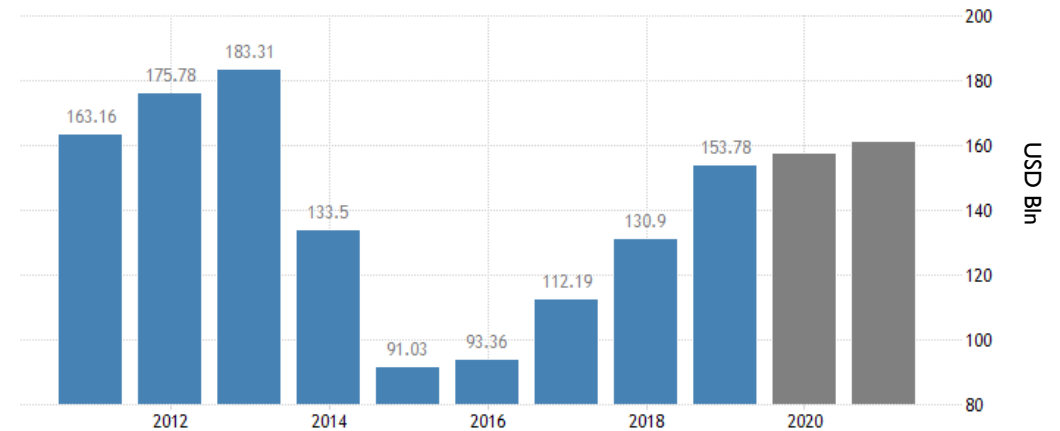


Ukraine



# FACTS ABOUT UKRAINE

- Size: 603,5 thousands of square kilometers
- Population: 42 millions (30% rural)
- Currency: UAH (Ukrainian Hryvnia)
- Official Language: Ukrainian
- Political System: Unitary semi-presidential constitutional republic



# AGRICULTURE IN UKRAINE



## AGRICULTURE IN UKRAINE

### ROLE IN THE UKRAINIAN ECONOMY

**OF EMPLOYMENT**  
**19.9%**

**3.26 MILLION PEOPLE**

were employed in the agricultural sector in 2019

**44.2%**  
**OF EXPORT**

In 2019 agricultural exports came to

**\$22.1 BILLION**

**OF GDP**  
**17%**

Agricultural production in 2019 amounted to

**€841 BILLION**

### ROLE IN WORLD AGRICULTURE

		Export, mln \$	Production	Export
EXPORT EARNINGS	corn	5 218	#6	#4
	sunflower oil	4 274	#1	#1
	wheat	3 659	#7	#5
	rapeseed	1 282	#5	#2
	soybeans	1 166	#9	#6
	sunflower meal	1 012	#1	#1
	barley	710	#4	#2
	poultry meat	578	#16	#6
	soybean meal	305	#20	#8
	soybean oil	241	#20	#8
	walnuts	139	#5	#3
	rapeseed oil	119	#13	#6
	bovine meat	119	#21	#15
	white sugar	85	#18	#16
	butter	76	#14	#8
powdered milk, cream	54	#13	#8	

# RASPBERRY FACTS OF UKRAINE

- Berries culture
  - #1 by export volumes in 2020 (fresh+frozen)
  - #2 by hectares (after strawberry)
  - #2 by crop (after strawberry and currants).
- Official statistics does not work in terms of production – more than 89% is produce by households. However trends reflected in official statistics are reliable.
- Main varieties: main Polka, Polana; other - Sugana, Joan J, Amira. For fresh market – Regina, Glen Dee.
- Processing types: IQF, static frost, concentrates, single purees.
- Mainly for industrial use

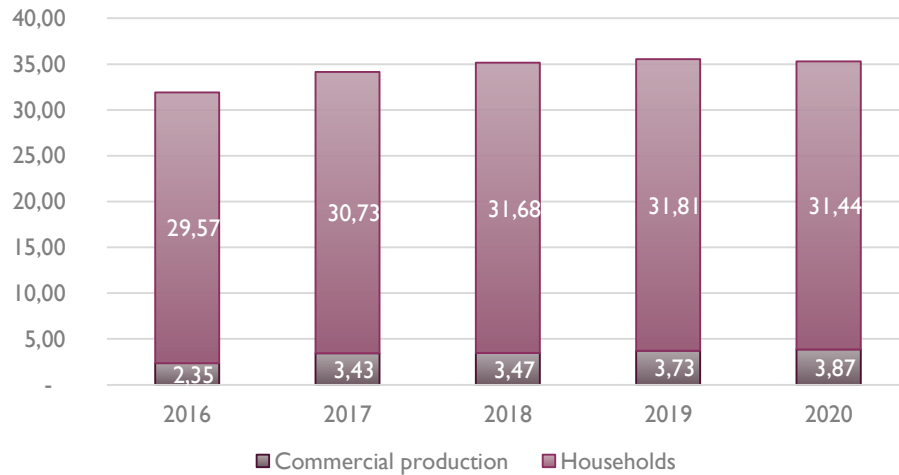


# CHANGES IN UKRAINIAN RASPBERRY INDUSTRY SINCE LAST IRO MEETING

- Raspberry became culture #2 (instead of currants)
- Growth in commercial production segment
- Increase in new freezing capacities and other type of processing
- Trend in switch to summer varieties
- Undercover production started development
- State support programs since 2018 (ap. 13 mln EUR/year)

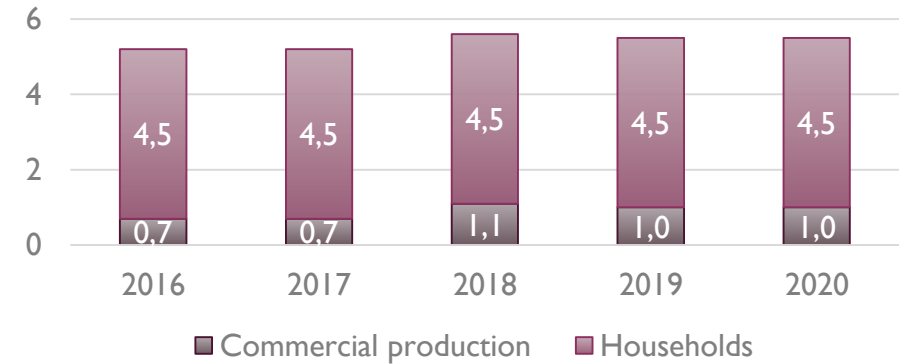
# RASPBERRY PRODUCTION IN UKRAINE (OFFICIAL STATISTICS)

Raspberry Production of Ukraine\*, thsnd MT

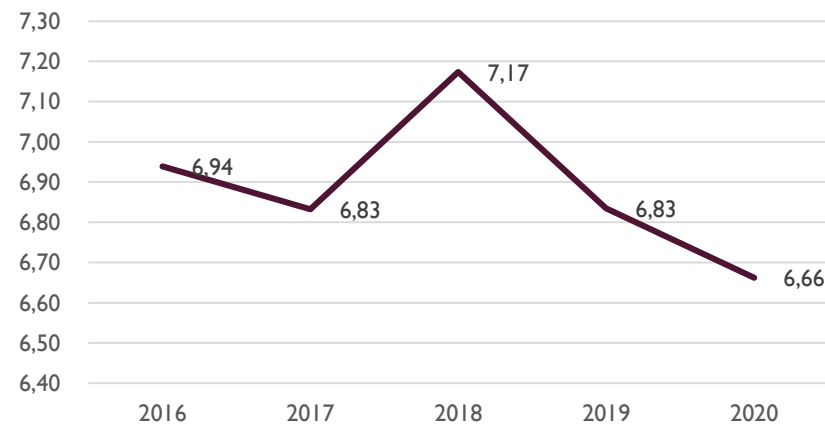


\*UBA estimation of production – 62-63 thsnd MT

Raspberry Area of Plantation in Ukraine, thsnd Ha



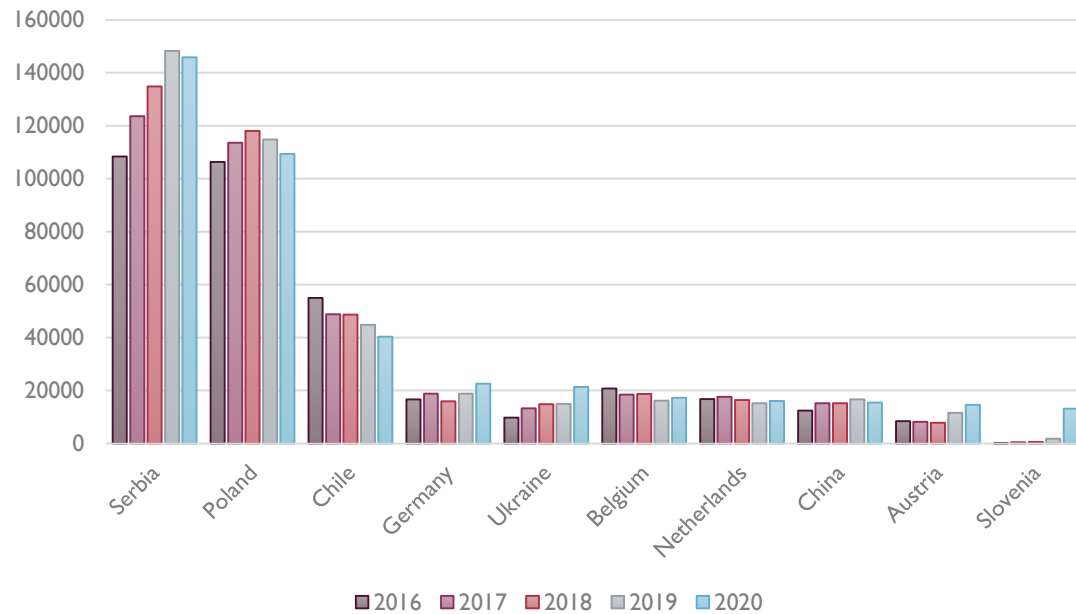
Yield, MT/Ha\*



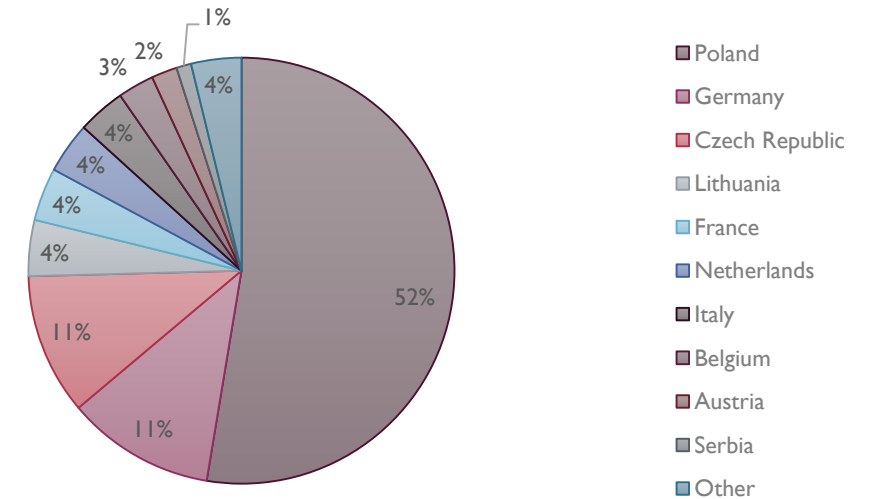
\*Calculated for harvested area

# UKRAINIAN EXPORT OF RASPBERRY (FROZEN)

TOP exporters of frozen berries 081120\*, MT



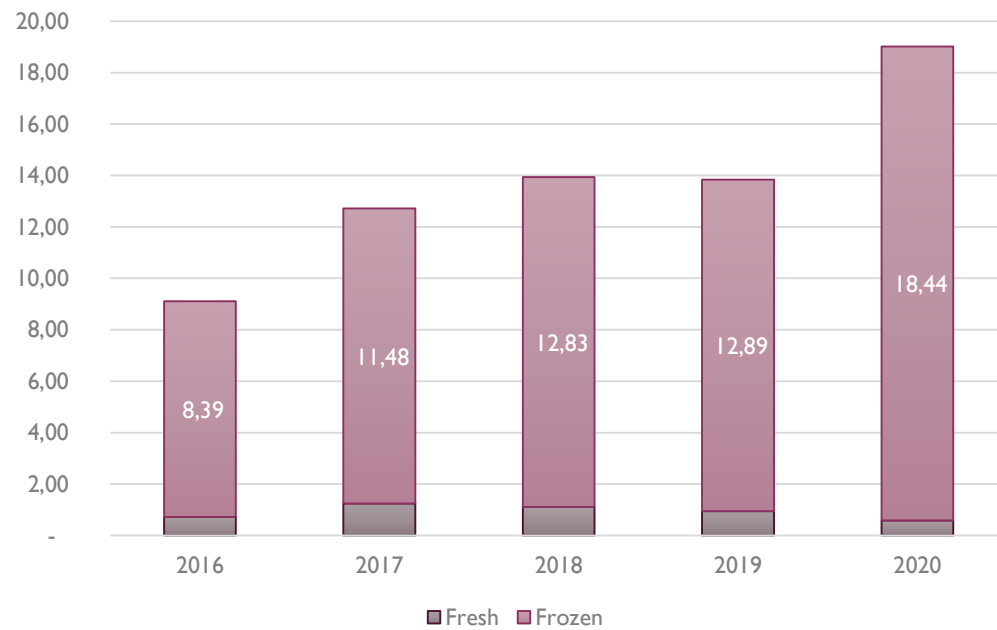
Ukrainian frozen raspberry export structure 2020 by volume



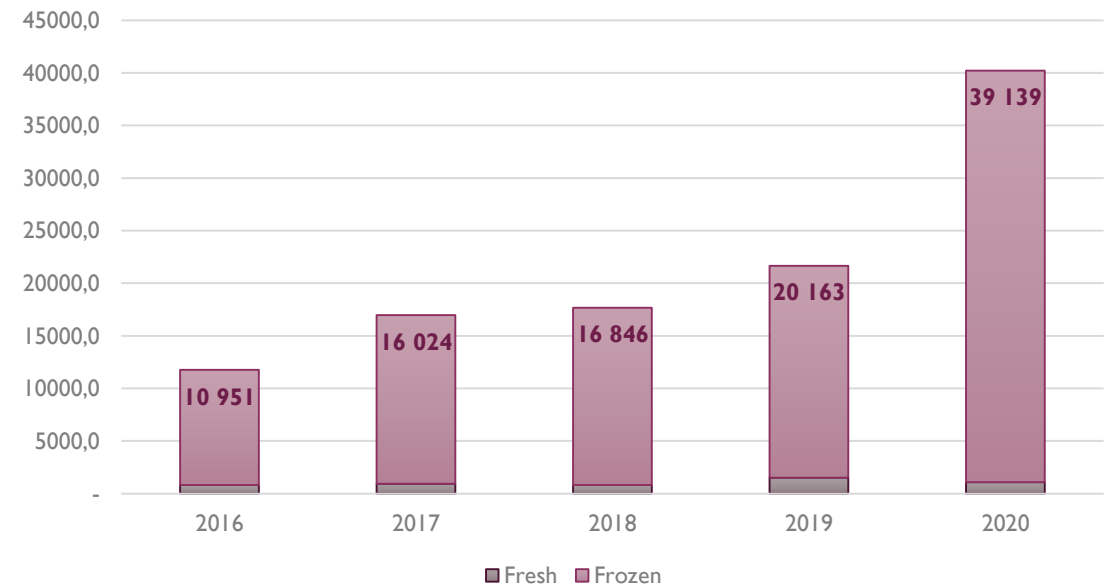
\*Frozen raspberry share is 86% in volume, 89% in value by 2020

# EXPORT OF RASPBERRY

Raspberry Export of Ukraine\*, thsnd MT



Raspberry Export of Ukraine, thsnd USD

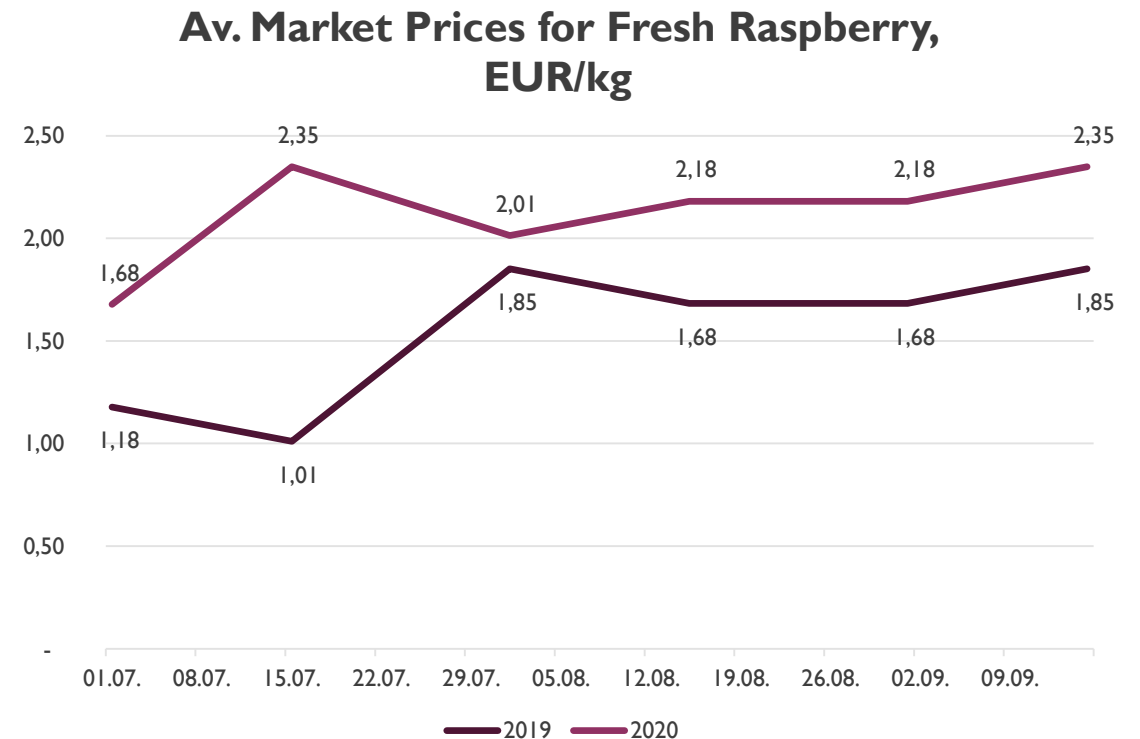


\*In frozen raspberry is separated from other berries



## LOCAL MARKET SPECIFICS

- Main channel of fresh market sales – open markets or consumption from family production
- Retail share less than 3%
- Main moments of consumption: fresh berries, home made jams (especially during flu), bakery
- Consumers perception from raspberry – source of Vitamin C, “natural Aspirin”



## COVID INFLUENCE

- Growth in sales and consumption
- Favorable situation with seasonal labor
- High prices on local market
  
- Difficult access to financing
- Freeze of some investment projects
- Increase of production cost

# CONCLUSIONS

- Ukraine continues development of raspberry industry
- Development of value-added processing
- Switch to direct trade vs trade through trading countries
- Key point – efficiency of production

---

## CONTACTS

+380 50 383 07 15

e-mail: [ikukhtina@uaberries.com](mailto:ikukhtina@uaberries.com)

[www.uaberries.com](http://www.uaberries.com)